

# Trust Taylex for your homes Wastewater Treatment



*authorised distributor*

**R & F BUILDING INDUSTRIES**

P.O Box 378 Keilor, VIC, 3036

Tel: (03) 9336 4832 Mob: 0419 896 957

Email: [randfbuilding@bigpond.com](mailto:randfbuilding@bigpond.com)

[www.rfbuildingindustries.com.au](http://www.rfbuildingindustries.com.au)



**Taylex**

A high-angle photograph of a well-maintained green lawn. Two trees with dense, dark green foliage are positioned on the left and right sides of the frame. Their shadows are cast long and dark across the grass, indicating bright sunlight. The overall scene is vibrant and natural.

**Australian-made  
Wastewater Recycling  
Systems, protecting  
your family and our  
environment across  
the globe.**



# Trust Taylex

Taylex is a proud, family-owned Australian leader in wastewater, rainwater, and stormwater management. Since 1969, we've turned water challenges into smart, sustainable solutions with a trusted, end-to-end approach. Backed by over 55 years of expertise and a nationwide network of skilled technicians, our locally designed and manufactured systems are built tough, run smoothly, and stand the test of time.

From backyard setups to large-scale projects, we're dedicated to improving human and environmental health. Blending innovation, reliability, and Aussie spirit, our solutions support families, businesses, and communities worldwide. With Australian roots and global reach, we're protecting the planet, supporting people, and shaping a sustainable future for generations to come.

## Expertise

With over 55 years of experience building our reputation, Taylex is the trusted voice for the wastewater industry. We work closely with the National Manufacturers Association and governing bodies to lobby for more stringent wastewater regulations. This ensures the highest level of treatment is met and provides you with the best results possible.

## Integrity

We stand by our warranties, guaranteeing our products for their lifetime — no questions asked, no fine print. As an Aussie-owned, family-run business, we're dedicated to crafting high-quality products that work. We prioritise the well-being of our staff, while also respecting the environment and promoting human health.

## Flexibility

At Taylex, we have a system that will work for you. Whether you're dealing with challenging terrain or unique soil conditions, our adaptable systems are designed to fit your home and block. We are eager to work with you and be your trusted solution.

## Innovation

Taylex is at the cutting edge of environmentally sound wastewater treatment that is healthy and sustainable for your family and the environment. We are constantly testing and improving our systems to not only provide unparalleled quality and unmatched results but also to ensure the most stringent safety standards are met. We are continually striving to improve and perfect.

## Functionality

Our Systems work! Taylex uses Monolithic, single-piece moulds meaning no deteriorating seals or weak post-joined walls, which could expose your family to catastrophic failure of your system. There's no skimping on parts from the biggest pump down to the smallest seal. Our systems are designed and engineered to last as long as your home.

## Why Choose Taylex?

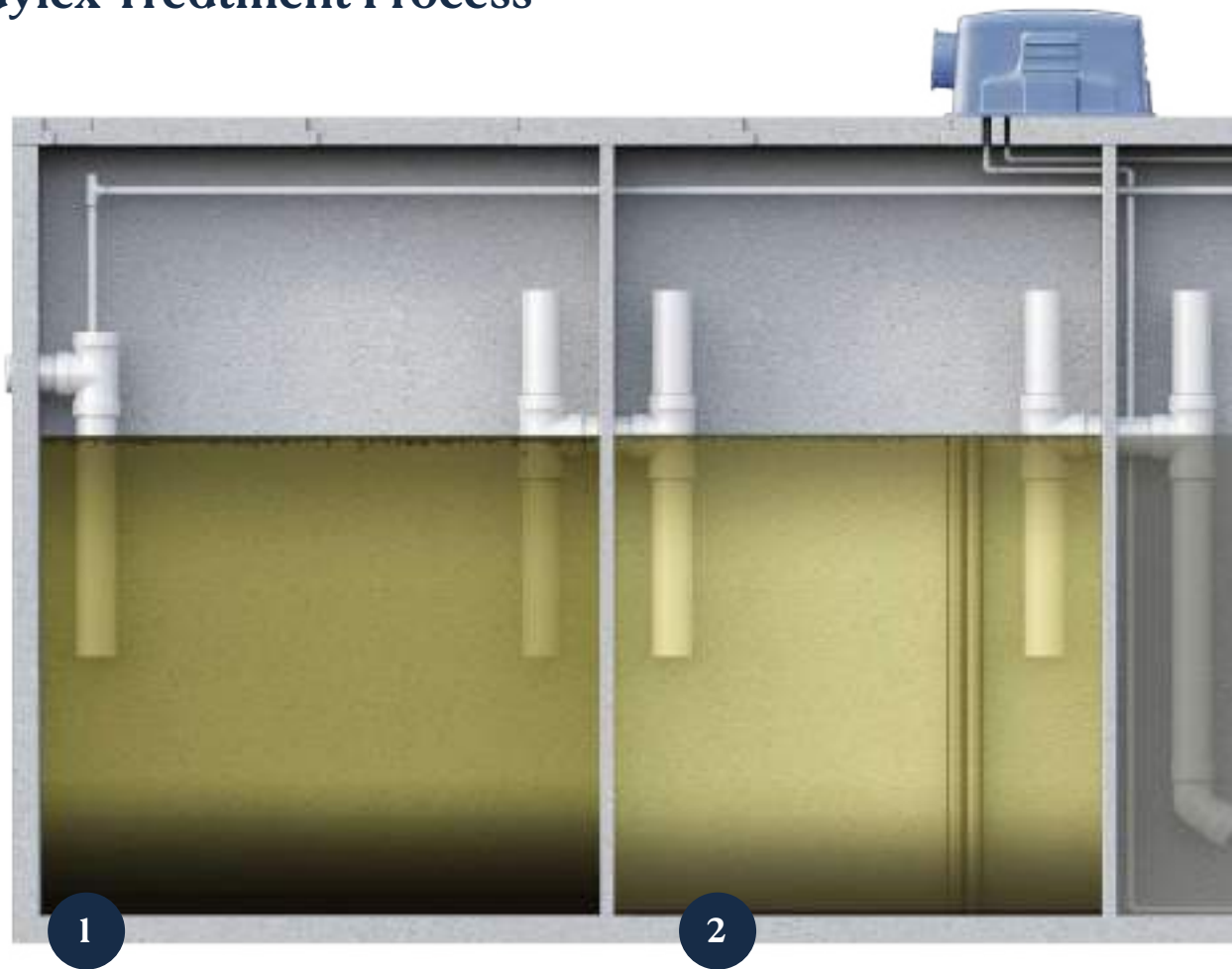


**Taylex Systems** work like mini municipal treatment plants right in your own backyard. They harness natural processes to nurture the beneficial bacteria that naturally occur in your household wastewater, helping break down organic waste and harmful

bacteria. By installing a Taylex system, you can safely reuse your home's wastewater, turning it into clean, clear, and odour-free water that's perfect for irrigating your garden.



# The Taylex Treatment Process



## 1. Primary Chamber

The first stop for your household wastewater is in the 'Primary Chamber'. Here solids will naturally sink to the bottom and fats and oils will naturally float to the top, leaving a clearer 'Supernatant Zone' in the middle. This zone will transfer to the next stage of treatment.




## 2. Secondary Chamber

Next is the 'Secondary Chamber'. Further settling happens here. Again, water from the middle flows onto the next stage, where there is an additional 'Bio-Mass' block in this chamber to assist with the separation of solids. In a traditional Septic System, this is where the journey would end and effluent would now be pumped onto your property and into our environment, relying on sand or soil to do the rest. With a Taylex Wastewater Treatment System, there are still four more steps to produce clean, clear, and safe water for your yard.



## 3. Aeration Chamber

The 'Aeration Chamber' is next up. This is where the magic happens. Your quiet, reliable, energy-efficient 'Air Blower' sends oxygen into the chamber in the form of tiny bubbles. These bubbles pass through a specially designed structure called 'Bio-Mass'. 'Bio Mass' is purpose-designed to trap air bubbles to feed naturally occurring 'Aerobic bacteria'. These microscopic eco-warriors are now hard at work, chomping through most of the remaining organic matter, polishing the water, and eliminating odour.



Watch our  
Treatment  
Process here



#### 4. Clarification Chamber

Step four is in the 'Clarification Chamber'. More settling occurs here. Once settled to the bottom, this potent mix of 'Aerobic bacteria' and fine particle solids are recirculated to the 'Primary Chamber' to keep it healthy and working hard (not smelly).



#### 5. Disinfection Chamber

The final step in the treatment process is the 'Disinfection Chamber'. The water gets a 'kiss' goodbye from our 'Chlorinator'. Using the same amount of chlorine found in drinking water, the system removes any harmful bacteria, viruses and pathogens.



#### 6. Irrigation Pump

Lastly, when the 'Disinfection Chamber' fills up, your dependable irrigation pump automatically switches on to send your water out to do its job in your yard. Crystal clear water irrigates your designated area and returns safely to nature, contributing to a healthy water cycle.

# Peace of mind with Taylex

Your Taylex system has Australia's largest Emergency Buffer Zone. Up to 3x larger than our competitor, that's:

**39.2**

Washing  
Loads

---

**13hr**

Shower  
Time

---

**1,963**

Toilet  
Flushes



Scan here if you want to learn more  
about our Emergency Storage.



# Out of sight, Out of mind

Our large range of inverters give you greater flexibility over the placement of your system. A Taylex system can be placed farther from your home; out of sight, out of mind.



Scan here if you want to learn more  
about our Range of Invert Levels.



## Concrete or Poly?

Both the Taylex concrete and polymer wastewater treatment systems are six-stage aerated wastewater treatment systems that exceed national standards and are certified globally. So why have both options available if they essentially do the same thing?

Our concrete Secondary Wastewater Treatment Systems are suited to 90% of all domestic installations. Taylex Polymer Tanks are designed to accommodate site conditions where it is not possible to crane in a concrete treatment system e.g. steep terrain. Our unique polymer mould cleverly uses 'sandwich closed-cell foam polymer' to mould the compartment walls in one piece. There are no joins or glued-in compartments and all partitions extend to the lid of the tank, so you can enjoy the same peace of mind as if you had a Taylex concrete system.



# Steps to installing a Taylex System at your home

---

## 1

### Contact

Reach out. We're here to make this process as easy as can be. We will collect any required information and put you in touch with your local Taylex Accredited Wastewater Specialist.



1300 TAYLEX  
(1300 829 539)



TAYLEX.COM.AU

---

---

## 2

### Design

Finalise your wastewater design for council approval. We'll connect you with a designer or engineer and guide you through the process. Your specialist will help you with this.

---

## 3

### Installation

After approval, our Specialists will work with you, your builder, or plumber to install your Treatment System. Here comes your contribution to a healthy, green environment.

---

## 4

### Commissioning

Upon installation, our Specialist will ensure your system is running efficiently and hand over the treatment system.

---

## 5


### Servicing

Enjoy ongoing quarterly servicing from our Accredited Service Agents. This keeps your system healthy.

---

## Step 1 Contact

Reach out. We're here to make this process as easy as can be. We will collect any required information needed for your project, and put you in touch with your local Taylex Accredited Wastewater Specialist.

 1300 TAYLEX  
(1300 829 539)

Keep up-to-date with us on our social media.

 @taylex\_au

 @taylex\_au

 @taylexaustralia

Scan here for our website or go to [TAYLEX.COM.AU](https://TAYLEX.COM.AU)



---

## Step 2

# Design

In order for the council to approve your Taylex system, they will first need to know;

- Which part of your block will be irrigated by your system.
- Whether you propose to irrigate above ground (surface spray) or below ground (sub-surface).

We call this a Land Application Area (LAA).

To gain this approval, your builder/plumber will order a Wastewater Design completed by an accredited Wastewater Designer or engineer with relevant licences.

Note: Some councils do not allow surface spray irrigation.

**In order to have the design completed, your builder will need to provide:**

- Site Plan** showing:
  - Contours, if available
  - Building envelope, if applicable
  - Your preferred location for the Taylex treatment system tank
  - Your preferred location for the irrigation area
  - Future pools
  - Future sheds
  - Driveways
  - Dams
  - Children's playgrounds

- Floor Plans** showing bedrooms

- Soil Report**, if available

### IMPORTANT NOTE:

Please discuss these requirements and your preferences with your builder or plumber prior to paying your initial deposit. If they don't have this information your system may be installed in locations that you may want to utilise for other purposes in the future.

### Builders Site Plan Example



### Floor Plan Example





**IMPORTANT NOTE:**  
 All irrigation requirements and setback distances vary based on states and territories. Please check with your installer or local council for the most up to date information.

---

## Step 3

# Installation

Due to the size and complexity of our installations, when combining both a large crane truck and excavator, builders/plumbers prefer to install all Taylex systems prior to any construction work being done on-site.

Once your builder or plumber has completed your site earthworks and marked out the house (set out), we are then able to locate the position of your tank(s) and complete the mark-out process.

It is a requirement that all Wastewater Treatment Systems and irrigation areas are installed by a licensed Plumber, Drainer or someone who has completed the required training and holds a current licence.

### **Pre-Installation, your builder/ plumber will supply:**

- Signed Contract.
- Complete and Signed Service Contract.
- Confirmation of client contact information, for future servicing purposes.
- Council Plumbing Approval
- Final Construction Plans showing your Taylex System location and Rainwater tank locations (if applicable).





**Secondary Wastewater Treatment System Ground Mark out**



**Rainwater System Ground Mark out**



---

## Step 4

# Commissioning

Once the installation is complete, and you are close to the end of your build, it's now time to commission your Taylex System.

Commissioning means that we will get your Taylex system, running and ready to use. If not already completed, your irrigation will be installed. This will either be sub-surface or surface irrigation depending on your local council/state requirements.

Your builder/plumber will manage all aspects of commissioning so that all you need to do is move in! Pretty simple, right?

### Typical Surface Irrigation



### Typical Sub-Surface Irrigation



---

## Step 5 Servicing

While we're commissioning your system, we'll also conduct your first official service. Welcome to Taylex Servicing!

Taylex includes the first 12 months of servicing with each new system. All Taylex Advanced Blower Systems are required to be serviced quarterly. Your local council will enforce these requirements. Systems may only be serviced by licensed wastewater service personnel.

### Taylex Accredited Service Agent will:

- ✓ Ensure that all council reporting requirements are met.
- ✓ Send your service reports to your local council on your behalf.
- ✓ Offer an extended warranty of 3 years for electrical and mechanical parts if you hold a current service contract and the parts were installed by a Taylex Accredited Wastewater Specialist. The standard warranty is 12 months.



# Ongoing care of your Taylex System

- ✓ Always maintain a clear area around the tank.
- ✓ Maintain a clean irrigation filter (if fitted). Your service agent will discuss this with you to make sure you're up to speed with how and when to do this.
- ✓ Keep your owner's manual handy for quick and simple troubleshooting. Of course, you can always give us a call or send an email with any questions.
- ✓ Please avoid covering lids with decks, structures, soil, gravel, concrete, pavers, pot plants, barbecues, swing sets, seats etc.
- ✓ Please don't obstruct access to the system or the service openings.
- ✓ Ensure that water can flow away from your system by grading your land.
- ✓ Never turn off the power, unless instructed to do so by your Taylex Accredited Service Agent.

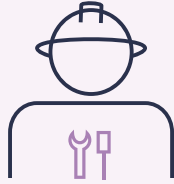


Please refer to the **Taylex Owner's Manual** for advice on cleaning products that are good for your system and other helpful tips for keeping your system healthy.



# Taylex Service Plan

Visit [taylex.com.au/servicing](https://taylex.com.au/servicing) to sign up or renew your Taylex Service Plan



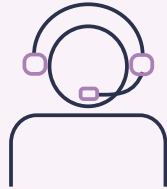
## Factory Trained Technicians

Fully licensed factory-trained service technicians.



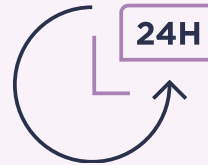
## Preferential Pricing

Competitive prices on genuine parts and servicing contracts.



## Prioritised Call-outs

Prioritised call-outs and after-hours emergency phone support.



## Fast 24h Response Time

Technicians dedicated to your local area.



## Pre-purchase Inspections

Pre property purchase service and advice.



## Warranty

Three-year warranty on electrical components



## Council Compliance

We ensure your system meets council regulations through scheduled servicing and report submissions.



## Customer Portal Access

Access your system's data at any time including service reports, renewals and historic data.

PRECIPITATION

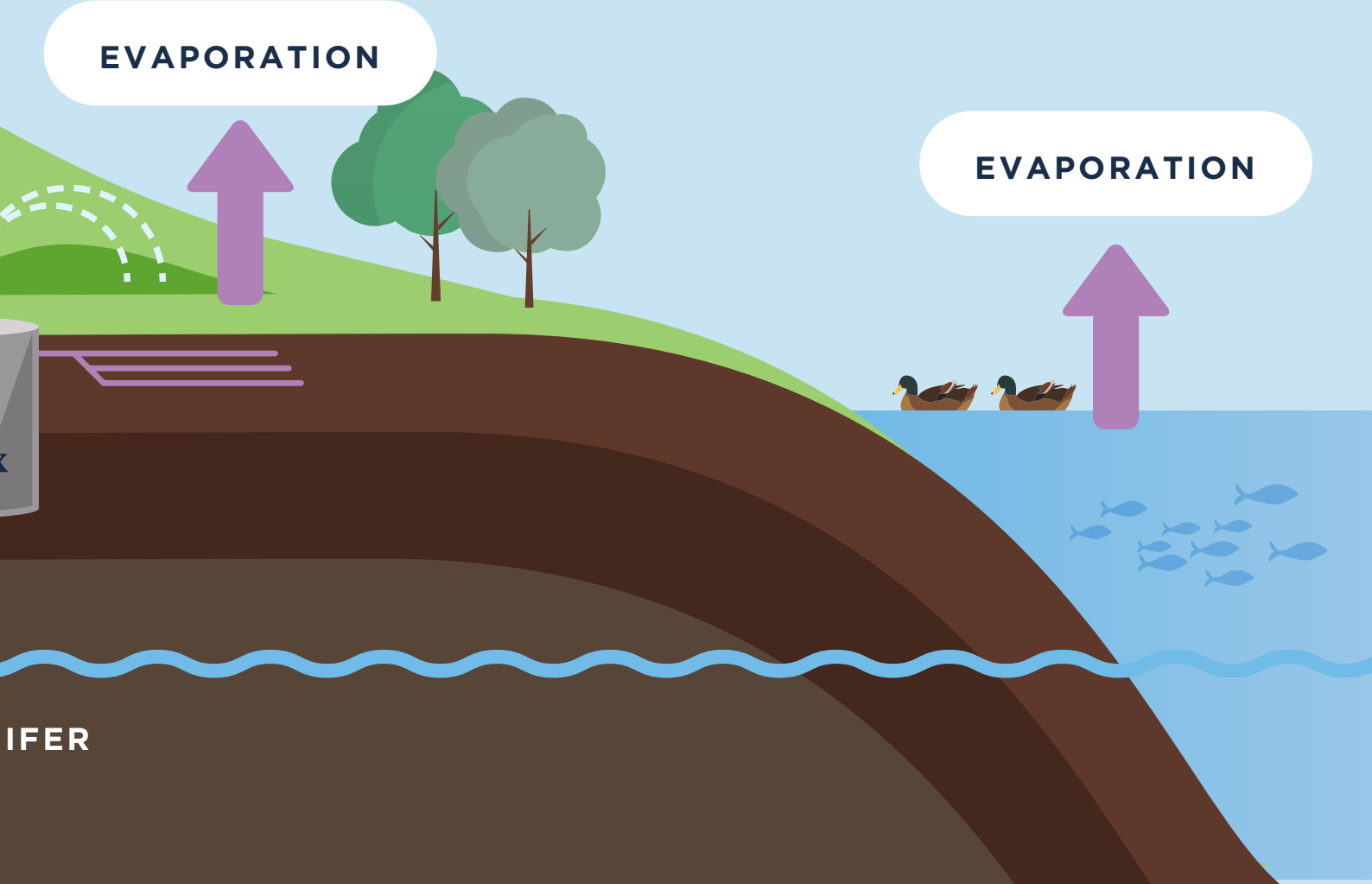


INFILTRATION

AQU

# Taylex, a step to your sustainable home.

Taylex Systems turn household wastewater into safe, clear water to irrigate your yard, creating a healthy water cycle.





# Taylex

*authorised distributor*

## **R & F BUILDING INDUSTRIES**

P.O Box 378 Keilor, VIC, 3036

Tel: (03) 9336 4832 Mob: 0419 896 957

Email: [randfbuilding@bigpond.com](mailto:randfbuilding@bigpond.com)

[www.rfbuildingindustries.com.au](http://www.rfbuildingindustries.com.au)



**Head Office**

Taylex Australia Pty Ltd  
56 Prairie Rd, Ormeau QLD 4208  
ABN 43 646 051 989

Phone  
1300 TAYLEX  
Web  
TAYLEX.COM.AU

V1.2 — JANUARY 2025

